


College of DuPage Storm Chasing



Guidelines, Rules, and Suggestions

What to Bring: Luggage



- One reasonable sized duffel bag or small suitcase. Please do not make them really long!
- One carry-on bag (backpack, camera bag, etc.)
- Try not to overpack! Space is at a minimum.

What to Bring: Clothing

- Enough shirts, socks, and underwear (think number of chase days +1).
- Shorts and at least one pair of long pants or jeans
- At least one sweatshirt or jacket – it gets cold in the vans and in the outflow of thunderstorms
- Two pairs of shoes – sandals and flip-flops are OK but bring sneakers for chase days
- A nice shirt in case we eat somewhere that requires it
- Swimsuit
- Note: there is typically not time to do laundry



What to Bring: Electronics

- Camera and tripod (optional)
- Don't forget batteries, chargers, memory cards, etc.
- A small power strip for charging in the hotel (sometimes outlets are limited)
- Any laptops/tablets should fit in your carry on bag



What to Bring: Health Items

- Contact wearers should remember a case, solution, extra pairs, and glasses
- Medication (prescription, as well as Dramamine, allergy, Imodium, etc.)
- Health insurance card
- Sunscreen
- Sunglasses and/or hat
- Tissues



What to Bring: Miscellaneous

- Passport or passport card (required for all but trip one)
- Drivers license
- Cash/ credit card – we recommend at least \$35 per day
- Refillable water bottle
- Headphones
- Colored pencils!!!



What NOT to Bring

- Weapons (including pepper spray)
- Excess or unnecessary items
- Illegal drugs
- Alcohol
- Cases of water
- Large pillows or blankets




Helpful Packing Tips

- Keep shampoo, contact solution, and other liquids in Ziploc bags to avoid spillage.
- Bring a plastic garbage bag to separate dirty clothes from clean clothes

Hygiene

- *Keep in mind these rules wouldn't be here if people didn't break them!*
- Shower everyday with soap and shampoo!
- Use deodorant
- Don't take your shoes off in the vans if you have foot odor problems.
- Wash your hands before leaving the restroom. Diseases spread easily in a closed van!



Seating in the Vans

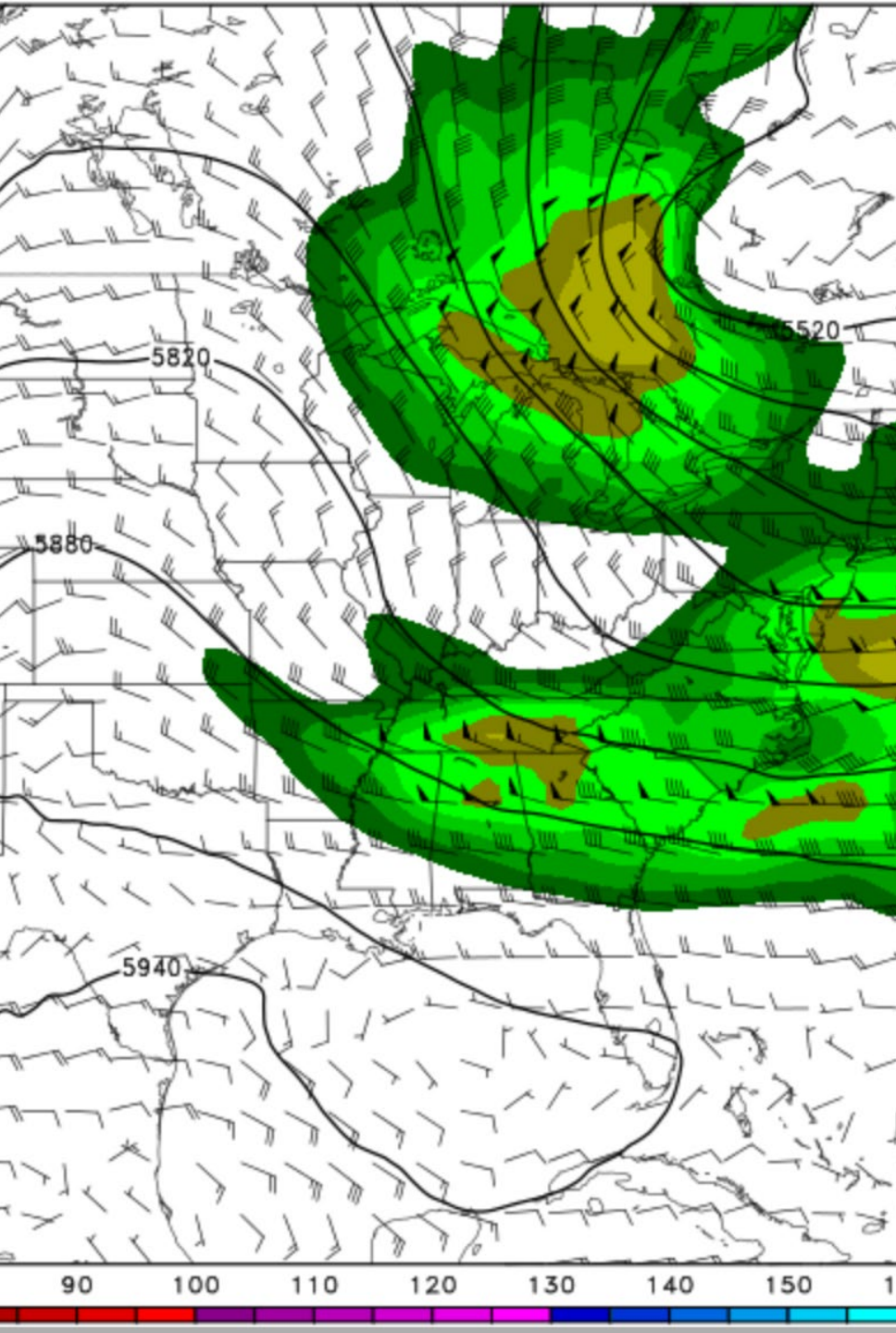
- Don't sit next to the assistant, there simply isn't enough room.
- Mix it up! Sit in different vans with different people everyday!
- The assistant position in van 2 is a working seat. You must be comfortable learning and operating the computer and relevant software (GR3 Analyst, satellite, models)
- Shotgun seat in van 2 is expected to be able to use the radio and converse with the driver. It's a great vantage point for photos!
- Everyone (esp. those in the back) should keep an eye on the storms! If you see something we don't, say something!





Golden Rule!

- Pee when you have the chance. Anyplace. Anytime.



Chase Modes: Non-Chase Mode

- We have a broad target area but are not hurrying to get there.
- Stops for food and bathroom breaks are made as needed to maintain schedule.
- Stops should still be quick and efficient
- In any mode, at every stop, listen to the instructor (or assistant) at all times for directions.



Chase Modes: Chase-Mode

- Storms are likely – there is probably a watch out or our area has been highlighted in a mesoscale discussion (MD).
- We stop when possible, but it is not a certainty
- Stops are usually for gas and bathroom breaks only or very quick food stops
- Like always, listen and follow directions from the instructor!



Chase Modes: Intercept Mode

- We are on our target storm
- If we stop, it's typically a gas-only and emergency restroom stop!
- Purchase of food is not allowed.
- The term "bathroom" in intercept mode has a very broad meaning. Remember the golden rule!

Rest Stops

- It is always best to “hurry up and wait.”
- Bathrooms in small town gas stations are usually limited. Girls, use the guys restroom if necessary. Guys, feel free to check out “alternate” restrooms.
- If in a hurry, makes lines go faster by pooling money, or buying big bags to share in the vans.






Rest Stops – Think of the Drivers!

- Drivers are in charge (along with instructor and assistant)
- Ask drivers if they need the windows cleaned, Rain-X added, etc.. Help out as needed!
- Offer to get their food and drink if we're in a hurry.

HP, Classic, and LP Supercells

- Differentiating factors include low-level visibility and the amount of rain. Tornado potential also varies by type.
- HP = high precipitation, LP = low precipitation
- Classic supercells fall somewhere in between





HP Supercells

- Significantly more difficult and more dangerous to chase due to the decreased visibility and increased danger from various threats like large hail and damaging RFD winds.
- Typically the only way to see features like tornadoes is to be right in their path.
- For safety reasons, we will keep a larger distance between us and the storms

Field Observations



Hotels

- We often get in late a night. Please keep noise to a minimum, and do not let the doors slam shut.
- You can expect 3-4 students in each room
- Remember you represent the program and the college.
- Do not take towels, pillows, etc. from the hotels.
- Most of the places we stay (but not all) have a complimentary breakfast.
- If venturing out of the hotel at any time, always inform other members of the trip!





Food


- We sit as one big group or a few smaller groups depending on the restaurant and how much time we have.
- We tip *at least* 20%.
- Do not leave the table until your bill is paid!
- Always be respectful of the servers as well as other diners!

Alcohol

- You must be of legal age to drink!
- Leftover alcohol can not be transported in the vans.
- No drinking during or prior to chase activities.
- Always obtain instructor permission to drink if you are unsure.
- Partying all night and sleeping in the van all day is unacceptable.



Down Days



Golden Rule Reminder!

- Pee when you have the chance. Anyplace. Anytime.



Miscellaneous

- Be friendly and helpful to anyone who approaches us with questions.
- Be respectful of fellow trip members
- Please keep the vans as clean as possible! Remove all garbage and personal belongings at night.